



ಬೃಹತ್ ಬೆಂಗಳೂರು ಮಹಾನಗರ ಪಾಲಿಕೆ  
Bruhat Bengaluru Mahanagara Palike



# BBMP COVID-19 WAR ROOM 06.04.2023

BBMP / COVID-19 WAR ROOM / BULLETIN – 1109/ 06.04.2023 / #BBMPfightsCOVID19



# OVERVIEW OF COVID-19 IN BENGALURU

**CASE TRENDS** ACTIVE CASES **908**

<u>Confirmed Cases</u>	<u>Recovered Cases</u>	<u>Death Cases</u>
<b>203</b> 18,81,052 <sup>#</sup>	<b>172</b> 18,63,148 <sup>#</sup>	<b>0</b> 16,996 <sup>#</sup>

**HOSPITALIZATION** **67**

<u>ICU – V</u>	<u>ICU</u>	<u>HDU</u>	<u>General</u>
-	<b>11</b>	<b>5</b>	<b>51</b>

INCLUDES GOVT. QUOTA AND PRIVATE WALK-IN HOSPITALIZATION

**VACCINATION** **70** 2,06,98,439<sup>#</sup>

<u>First Dose</u>	<u>Second Dose</u>	<u>Precaution Dose</u>
<b>8</b> 96,89,595 <sup>#</sup>	<b>14</b> 95,11,378 <sup>#</sup>	<b>48</b> 14,97,466 <sup>#</sup>

**TRIAGING**

MTU  
**5**

Tele Triage  
**195**

**ACTIVE CZs**

**0**

MCZs (< 5 cases)  
**0**

Clusters (> 5 cases)  
**0**

**TESTING** **3,561** 3,22,37,142<sup>#</sup>

<u>RAT</u>	<u>RTPCR</u>
<b>1,437</b>	<b>2,124</b>

Positivity :5.69%  
\*FOR LAST 7 DAYS

# : indicates cumulative numbers till date



# ABSTRACT OF COVID-19 SCENARIO IN BENGALURU

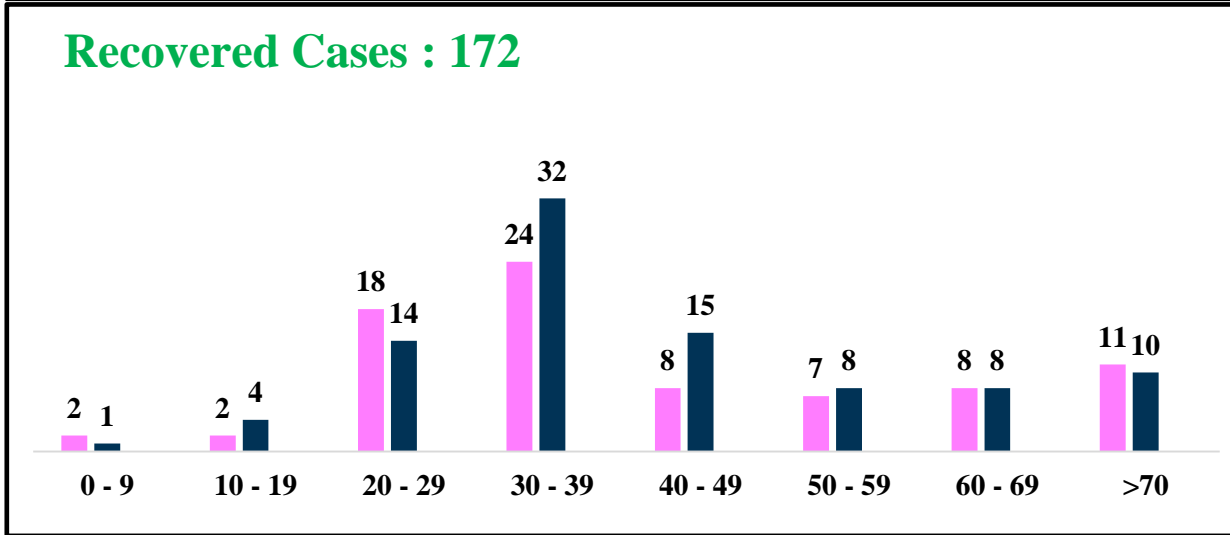
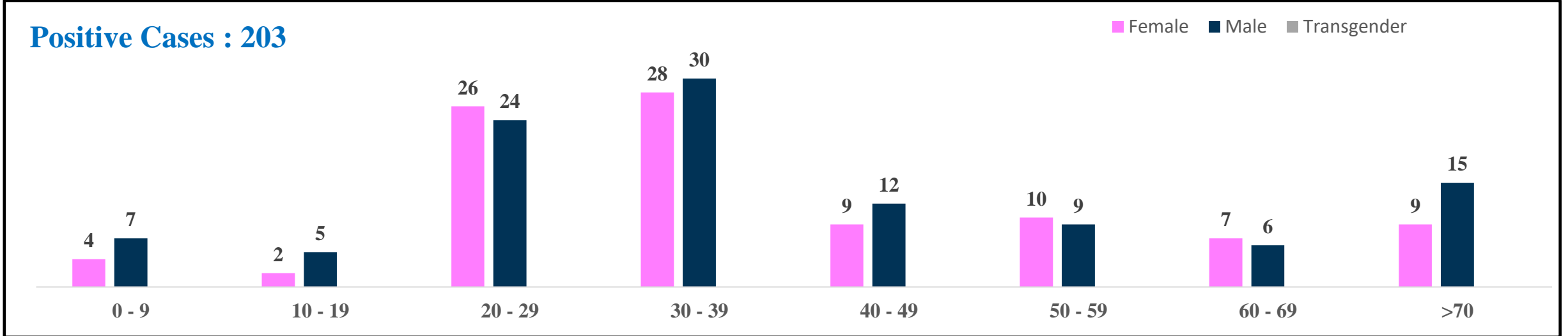


	MALE			FEMALE			TRANSGENDER			TOTAL		
	Last 24 Hours	Last 7 Days	Cumulative	Last 24 Hours	Last 7 Days	Cumulative	Last 24 Hours	Last 7 Days	Cumulative	Last 24 Hours	Last 7 Days	Cumulative
<b>Positive Cases</b>	108	608	11,09,005	95	498	7,71,851	0	0	196	203	1,106	18,81,052
<b>Recovered Cases</b>	92	381	10,96,173	80	304	7,65,845	0	0	187	172	685	18,63,148
<b>Death Cases</b>	0	0	10,765	0	0	6,227	0	0	4	0	0	16,996
<b>Total Tests Done</b>	<b>In Last 24 hrs. : 3,561</b>			<b>In last 7 days : 19,441</b>			<b>Cumulative : 3,22,37,142</b>					
<b>Vaccine Doses Administered</b>	<b>In Last 24 hrs. : 70</b>			<b>In last 7 days : 530</b>			<b>Cumulative : 2,06,98,439</b>					
<b>ACTIVE CASES</b>									<b>908</b>			

\*Covid deaths occurred today : 00 | Covid deaths occurred beyond last 24hrs., reported today : 00



# LAST 24 HOURS AGE GROUP AND GENDER WISE DISTRIBUTION

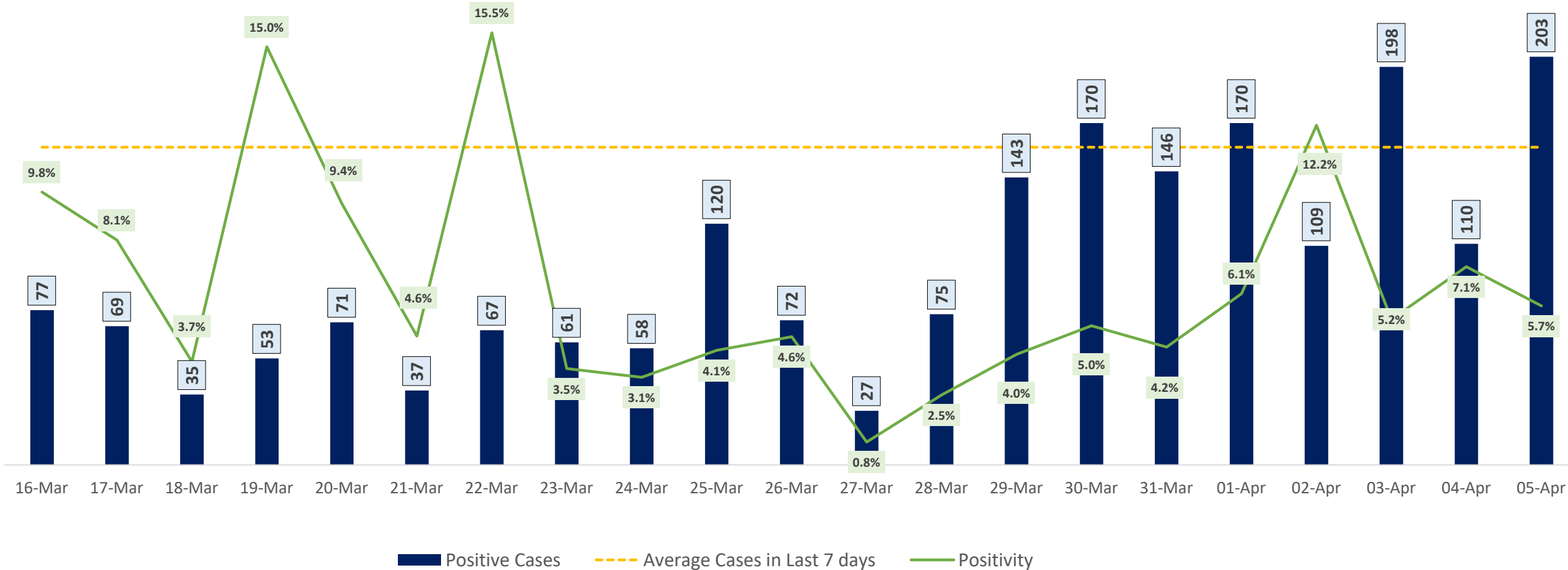




# POSITIVITY RATE OF BENGALURU – LAST 21 DAYS



Average Cases in Last 7 days : 158

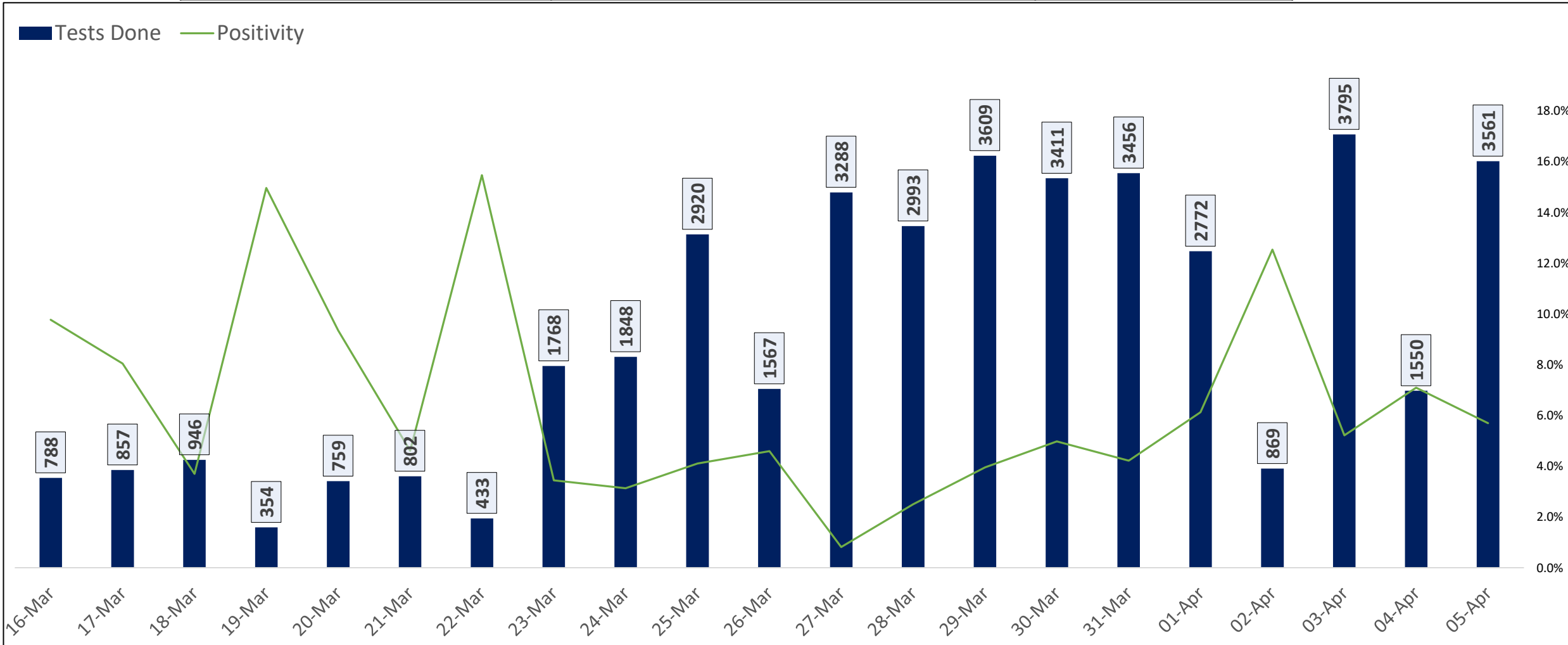




# TESTING TRENDS IN BENGALURU

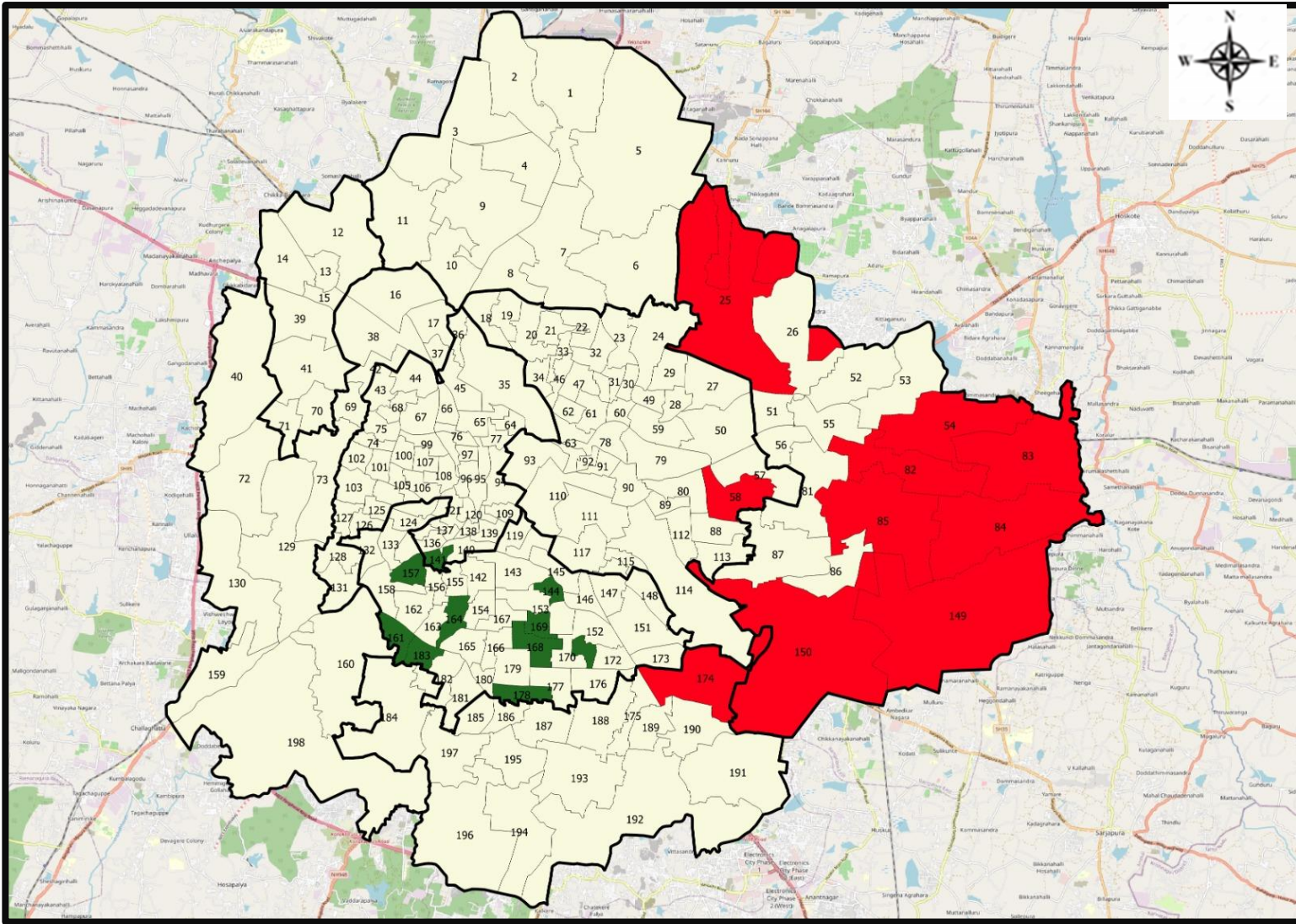


Total Test Conducted Till Date	Test Conducted Last 24 hours	Last 7 Days Average
3,22,37,142	3,561	2,777





# BENGALURU URBAN MAP SHOWING TREND OF POSITIVE CASES IN LAST 7 DAYS



### Top 10 wards reporting highest number of positive cases in last 10 days

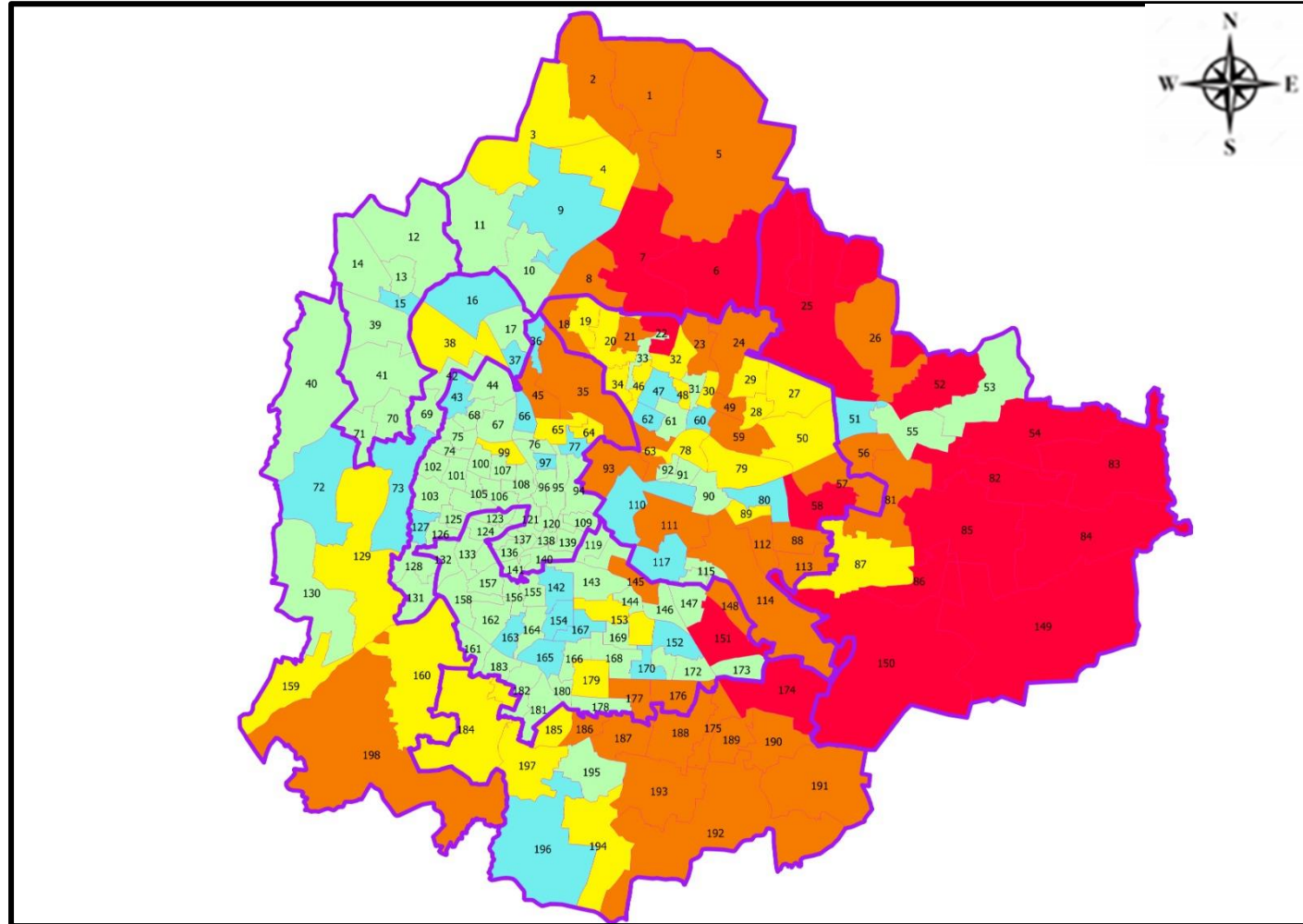
Ward No.	Ward Name	Daily Cases Average
150	Bellanduru	9
85	Dodda Nekkundi	5
174	HSR Layout	4
83	Kadugodi	4
149	Varthuru	4
58	New Tippasandra	4
82	Garudachar Palya	3
84	Hagadur	3
25	Horamavu	3
54	Hudi	3







### Top 10 wards reporting least number of positive cases in last 7 days

Ward No.	Ward Name	Daily Cases Average
183	Chikkalsandra	0
178	Sarakki	0
171	Gurappanapalya	0
169	Byrasandra	0
168	Pattabhiram Nagar	0
164	Vidyapeeta Ward	0
161	Hosakerehalli	0
157	Gali Anjaneya Temple	0
144	Siddapura	0
141	Azad Nagar	0



# BENGALURU MAP SHOWING INTENSITY OF POSITIVE CASES IN LAST 7 DAYS



-  **Level 1 : 0 to 1 Cases**
-  **Level 2 : 1 to 3 Cases**
-  **Level 3 : 3 to 5 Cases**
-  **Level 4 : 5 to 10 Cases**
-  **Level 5 : More than 10 Cases**
-  **Zone Boundaries**

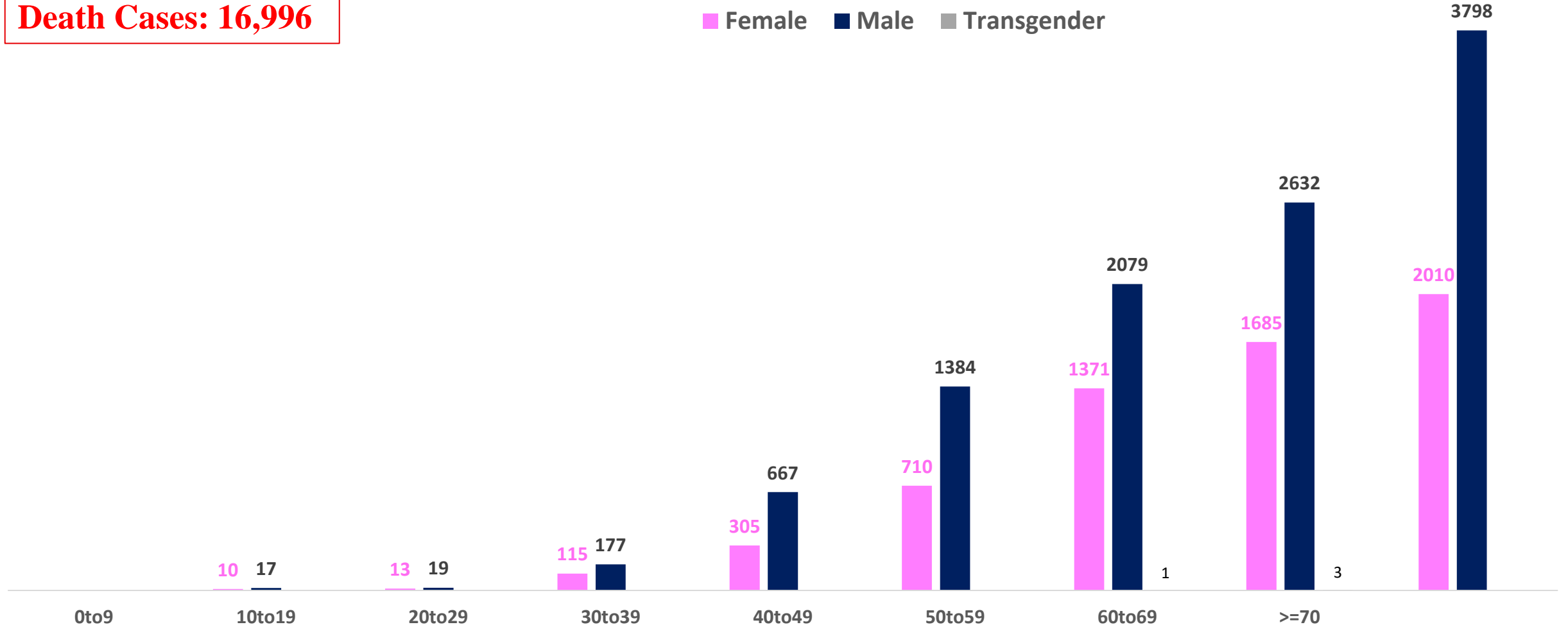




# AGE AND GENDER WISE DISTRIBUTION OF DEATH CASES



**Death Cases: 16,996**





# SNAPSHOT OF COVID-19 CASES IN BENGALURU URBAN



**Total Wards With  
< = 10 Cases\* :  
178**

**Tests Conducted  
on 05.04.2023:  
3,561**

**Recovery  
Rate\*:  
99.05%**

**Total  
Active Cases :  
908**

**Total Vaccinated  
on 05.04.2023:  
70**

**Positivity  
Rate\* :  
5.69%**

**Active  
Rate\*:  
0.05%**

**Case  
Fatality Rate\* :  
0.00%**





\*Total positive cases In the past 7 days

\*CFR and positivity is for Past 7 days



ಬೃಹತ್ ಬೆಂಗಳೂರು ಮಹಾನಗರ ಪಾಲಿಕೆ  
Bruhat Bengaluru Mahanagara Palike



<b>Download BBMP Bulletin</b>	<a href="https://apps.bbmpgov.in/covid19/mediabulletin.php">https://apps.bbmpgov.in/covid19/mediabulletin.php</a>
<b>To register for vaccination :</b>	<a href="https://selfregistration.cowin.gov.in/">https://selfregistration.cowin.gov.in/</a>
<b>BBMP COVID19 Dashboard:</b>	<a href="https://apps.bbmpgov.in/covid19/">https://apps.bbmpgov.in/covid19/</a>
<b>Follow us on:</b>	 <a href="http://www.facebook.com/bbmp.comm1/">www.facebook.com/bbmp.comm1/</a>
	 <a href="https://twitter.com/BBMPCOMM">twitter.com/BBMPCOMM</a>
	  <a href="https://www.instagram.com/BBMPSplHealth">BBMPSplHealth</a>

Issued by:

Honorable Chief Commissioner, BBMP  
Special Commissioner Health, BBMP  
MD, Bengaluru Smart City Limited

**THANK YOU !**

